

HIGH SPEED STEELS

Available Product Variants

- Long Products*
- Plates

*) Presented data refer exclusively to long products. Please observe the detailed explanations at the end of the data sheet (pdf).

Product Description

BÖHLER S705 – "The industrial one"

The conventional high-speed steel for industrial applications in machining. With a well-balanced alloy position and cobalt content, this type always manages to get the job done. Cobalt-alloyed molybdenum high-speed steel with high hardness, excellent cutting properties, outstanding compressive strength, high hot hardness, and good toughness.

Process Melting

- Airmelted

Properties

- > Toughness & Ductility : good
- > Wear Resistance : high
- > Compressive strength : very high
- > Edge Stability : high
- > Grindability : good
- > Hot Hardness (red hardness) : very high

Applications

- > Broaches and Reamers
- > End Mills
- > Gear Cutting, Shaving and Shaping Tools
- > Twist Drills and Taps
- > Special Cutting Tools
- > Blades for Sawing Machines

Technical data

Material designation		Standards	
1.3243	SEL	4957	EN ISO
HS6-5-2-5	EN		

Chemical composition (wt. %)

C	Cr	Mo	V	W	Co
0.92	4.1	5	1.9	6.2	4.8

Material characteristics

	Compressive strength	Grindability	Red hardness	Toughness	Wear resistance	Edge Stability
BÖHLER S705	★★★	★★★	★★★★★	★★	★★	★★★★★
BÖHLER S200	★★★	★★	★★★★	★★	★★★★	★★
BÖHLER S400	★★★	★★★	★★★★	★★★★	★★	★★
BÖHLER S401	★★	★★★	★★	★★★★	★★	★★★★
BÖHLER S404	★★	★★★	★★	★★★★	★★	★★
BÖHLER S430	★★	★★★	★★	★★★★	★★	★★
BÖHLER S500	★★★★★	★★★	★★★★★	★★	★★★★	★★★★
BÖHLER S600	★★★	★★★	★★★★	★★	★★	★★★★
BÖHLER S607	★★★	★★★	★★★★	★★	★★★★	★★★★
BÖHLER S630	★★★	★★★	★★★★	★★	★★	★★★★
BÖHLER S730	★★★	★★★	★★★★★	★★	★★	★★★★★

Delivery condition

Annealed

Hardness (HB)	max. 280 drawn execution max. 290HB
Tensile Strength (N/mm ² ksi)	max. 980 143

Heat treatment

Annealing

Temperature	770 to 840 °C 1,418 to 1,544 °F	Controlled slow cooling in furnace (10 to 20°C/h / (50 to 68°F/h)) to approx. 600°C (1112°F), air cooling.
-------------	-----------------------------------	---

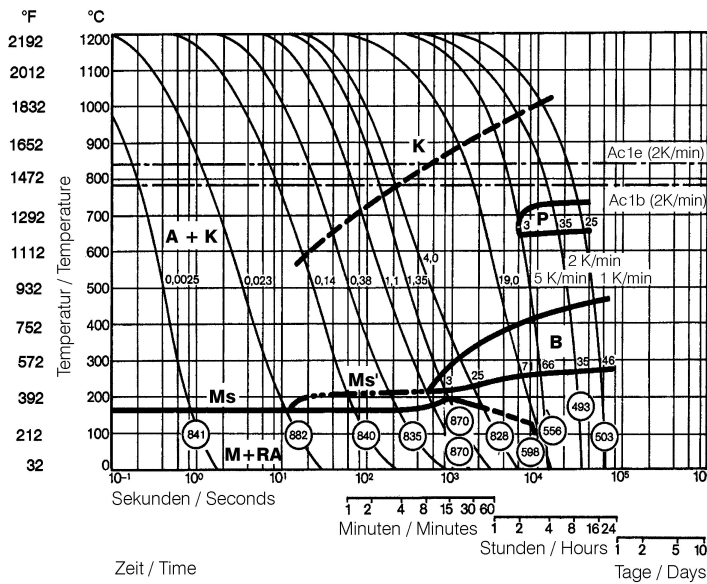
Stress relieving

Temperature	600 to 650 °C 1,112 to 1,202 °F	Slow cooling in furnace. To relieve stresses set up by extensive machining or in tools of intricate shape. After through heating, hold in neutral atmosphere for 1 to 2 hours.
-------------	-----------------------------------	--

Hardening and Tempering

Temperature	1,190 to 1,230 °C 2,174 to 2,246 °F	Salt bath, vacuum Preheating: 1st stage ~ 500 °C, 2nd stage ~ 850 °C, 3rd stage ~1050 °C Austenitising: 1190 - 1230 °C, holding time after complete heating 80 seconds, maximum 150 seconds, to avoid material damage due to overheating. Quenching: oil, warm bath (500 - 550 °C), gas
Temperature	550 to 570 °C 1,022 to 1,058 °F	Slow heating to tempering temperature immediately after austenitising. Dwell time in the furnace 1 hour per 20 mm material thickness (at least 1 hour) Slow cooling to room temperature 3 tempering cycles recommended Hardness see tempering chart

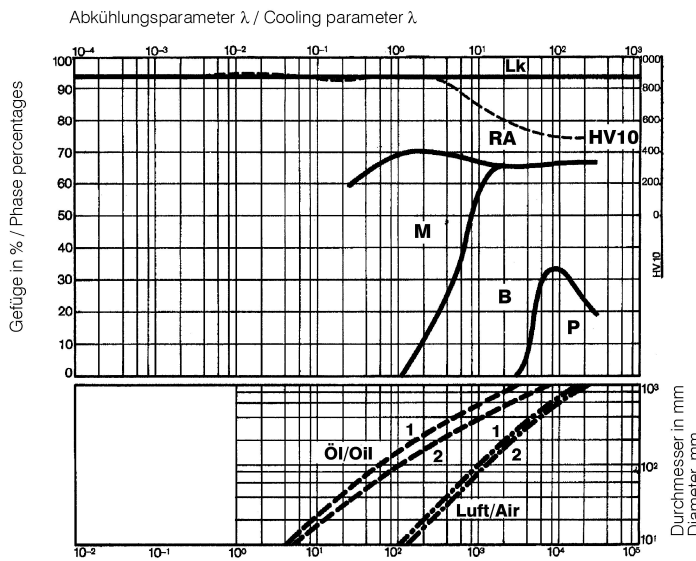
Continuous cooling CCT curves



Austenitising temperature: 1200°C (2192°F)
Holding time: 180 seconds

- A....Austenite
- B....Bainite
- K....Carbide
- P....Pearlite
- M....Martensite
- RA...Retained Austenite

Quantitative phase diagram

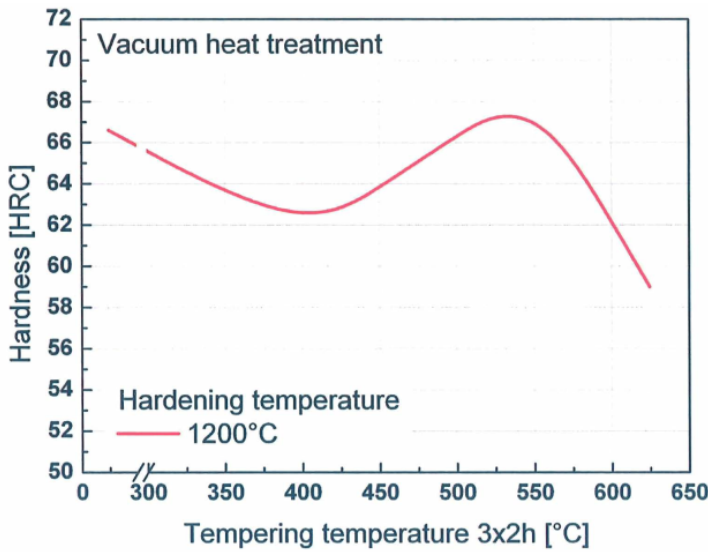


- A....Austenite
- B....Bainite
- K....Carbide
- P....Pearlite
- M....Martensite
- RA...Retained Austenite

- 1....Edge or Face
- 2....Core
- 3....Jominy test: distance from quenched end

Kühlzeit von 800°C auf 500°C in Sek. / Cooling time in sec. from 800°C to 500°C (1472 - 932°F)

Tempering Chart



Holding time 3 x 2 hours
Specimen size: square 25 mm

Physical Properties

Temperature (°C °F)	20 68
Density (kg/dm ³ lb/in ³)	7.9 0.29
Thermal conductivity (W/(m.K) BTU/ft h °F)	21 12.13
Specific heat (kJ/kg K BTU/lb °F)	0.42 0.1003
Spec. electrical resistance (Ohm.mm ² /m 10 ⁻⁴ Ohm.inch ² /ft)	0.49 2.32
Modulus of elasticity (10 ³ N/mm ² 10 ³ ksi)	224 32.49

Thermal Expansions between 20°C | 68°F and ...

Temperature (°C °F)	100 212	200 392	300 572	400 752	500 932	600 1,112	700 1,292
Thermal expansion (10 ⁻⁶ m/(m.K) 10 ⁻⁶ inch/inch.°F)	10.5 5.8	10.83 6	11.14 6.2	11.47 6.4	11.81 6.6	12.12 6.7	12.44 6.9

Long Products: For additional specifications and technical requirements, please contact our regional voestalpine BÖHLER sales companies.

Sheet & Plates: Product Variant may differ in terms of melting process, technical data, delivery, and surface condition as well as available product dimensions. Please contact voestalpine BÖHLER Bleche GmbH & Co KG.

The data contained in this brochure is merely for general information and therefore shall not be binding on the company. We may be bound only through a contract explicitly stipulating such data as binding. Measurement data are laboratory values and can deviate from practical analyses. The manufacture of our products does not involve the use of substances detrimental to health or to the ozone layer.

voestalpine BÖHLER Edelstahl GmbH & Co KG
 Mariazeller Straße 25
 8605 Kapfenberg, AT
 T. +43/50304/20-0
 E. info@boehler-edelstahl.at
<https://www.voestalpine.com/boehler-edelstahl/de/>

voestalpine
 ONE STEP AHEAD.